



ROMESH KUMAR & CO.
CHARTERED ACCOUNTANTS

30/A, Unit - III, Bhubaneswar-751 001
Tel. : (0674) 2393915
E-mail : romeshkumar_bbsr@yahoo.com

OFFICE AT :

2, G.S. Market Complex, Jeypore
Tel. : (06854) 233153

Certificate

We have audited the account of **GRAM UTTHAN, AT/PO: PIMPURI, VIA.: RAJKANIKAKENDRAPARA, ODISHA-754220** having Society Registration No.: **19150/7 of 1990-91 Dt. 09.04.1990**, for the financial year ending the 31st March 2020 and examined all relevant books and vouchers and certify that according to the audited account:

- The brought forward foreign contribution at the beginning of the financial year was Rs.99,37,222.75;
- Foreign contribution of / worth Rs.2,09,52,037.45 was received by the Association during the financial year 2015-16;
- Interest accrued on foreign contribution and other income derived from foreign contribution or interest thereon of/worth Rs.2,72,135.00 was received by the Association during the financial year 2019-20;
- The balance of unutilised foreign contribution with the Association at the end of the financial year 2019-20 was Rs. 26,57,897.50;
- Certified that the Association has maintained the accounts of foreign contribution and records relating thereto in the manner specified in section 19 of the Foreign Contribution (Regulation) Act, 2010 (42 of 2010) read with rule 17 of the Foreign Contribution (Regulation) Rules, 2011.
- The information in this certificate and in the enclosed Balance Sheet and statement of Receipt and Payment is correct as checked by me/us.
- The association has utilized the foreign contribution received for the purpose(s) it is registered/ granted prior permission under Foreign Contribution (Regulation) Act, 2010

For Romesh Kumar & Co.
Chartered Accountants

Bh-ally

Bharatendra Tripathy
(Partner)
MRN: 057213



Date: 23.06.2021
Place: Bhubaneswar

GRAM-UTTHAN
AT/PO-PIMPUDI, VIA- RAJKANIK
DIST- KENDRAPADA, ODISHA

FOREIGN RECEIPT & PAYMENT ACCOUNT FOR THE YEAR ENDED 31ST MARCH-2020

Receipts	Amount	Payments	Amount
To Opening Balance		NOMI SKILL TRAINING	
Cash-in-hand	131,066.00	By Adolescent Girls Training	741,613.00
Cash-at-Bank	10,395,904.17	By Communication	27,550.00
		By Field Staff-Trainer	483,500.00
Grant-In-Aid		By Health Check Up/Counselling	299,730.00
To NOMI NETWORK	5,223,998.00	By Institutional Overheads	326,000.00
To SWADES FOUNDATION	493,114.00	By Meal & Refreshment	268,300.00
To WETLANDS INTERNATIONAL	935,554.00	By Misc, Training & Exposure Visit	367,392.00
To HFH	232,500.00	By Office Maintenance	43,780.00
To WATER.ORG	4,176,300.00	By Office Rent	240,000.00
To Terre Des Hommes (TDH)	9,618,370.78	By Program Support Expenses	1,850,188.00
To MILAAP	159,500.67	By Project Manager Cum Accountant	255,000.00
To World Vision	112,700.00	By Stationery & Printing	65,917.00
To Bank Interest	272,135.00	By Stipend to Trainees	450,000.00
		By Trainers Travel	47,000.00
		By Training Materials	324,193.00
		By Travel (Local & Outstation)	96,967.00
		By Utilities	32,005.00
		By Camera	15,750.00
		By Furniture	16,450.00
		By Fan	10,500.00
		HSBC SKILL FOR LIFE PROGRAMME	
		By HSBC Programme Exp (Cycle-2016)	478,734.00
		By Office Management	91,788.80
		By Travelling Allowances	73,650.00
		By Center Rent	288,000.00
		By Project Director	100,000.00
		By Accountant	65,000.00
		By Assessment & Certification	251,832.00
		By Centre Coordinators	240,000.00
		By Community Mobilization	14,975.00
		By Computer & Softskill Training	757,779.00
		By Follow Up Meeting	20,110.00
		By Home Appliance Training	503,042.00
		By Motor Winding Training	506,708.00
		By Project Manager	100,000.00
		By Quarterly Review Meeting	20,100.00
		By Visit & Contact With Placement Agencies	34,996.00
		By Training Equipment	154,050.00



By Camera	15,000.00
IFF / FPO PROGRAME	
By Project Director	78,500.00
By Chief Executive Officer	245,000.00
By Climate Proofing Model for Fishery Unit	334,000.00
By Nursery Pond Promotion	476,076.00
By FPO Establishment	230,340.00
By Fish Hatchery Unit	527,333.00
By Solar Power Aerator	192,500.00
By Setup Farmers Resource Centre	713,533.00
By Training of CEOs	21,245.00
By Training of Directors	96,235.00
By Exposure of FPO & GU Officials	530,330.00
By Exposure Cum Trng to CIFA/Similar Org	37,000.00
By Training on Fish Farming	149,750.00
By Training on Duck Rearing	20,250.00
By Training on Dairy	83,830.00
By Experiance Sharing Workshop	64,400.00
By Horti.Veg, Vermicompost Preparation	64,375.00
By Statelevel Bankers, MFI & Stakeholders Meet	321,267.00
By Administrative Cost	306,773.90
WATERSHED PROJECT	
By District Level Workshop on Budget Tracking	15,870.00
By Establish Agreement with Local Govt.	7,500.00
By Develop A Structure for Capacity Self Assessment	8,400.00
By Panchayat Level Meetings with Local Govt.	49,700.00
By Select PRI & VWSC Mem.Attend State District	2,080.00
By Workshop on Post Construction Support in GPDPS	40,050.00
By Workshop to Identify Capacity Gaps of 4 GPs	86,250.00
By Dissemination Meeting at District Level on WSP	22,150.00
By GU Develop Capacity Action Plan for Capacity	9,120.00
By Continue Process of Work Towards WSP	53,650.00
By Follow Up Meetings with GPs on WASH Plan	21,050.00
By CSO Training on Assessment of Life Cycle	74,600.00
By Dissemination Workshop of District Govt.Offici.	29,000.00
By Meeting with Relevent Line Dept. to Explore	20,600.00
By Newspaper Article Highlighting WS Concern	19,430.00
By Documentation of Case Studies	17,000.00
By Office Rent	61,118.00
By Salary	346,038.00
By Telephone Charges & Electricity	26,743.00
By Travel & Conveyance	52,490.00



HFH Programme

By Admin & Travel Cost	187,500.00
By BCC Activities	53,752.00
By Bank Charges	3,090.46

JALDEEP PROJECT

By Miscellaneous-7.3	16,880.00
By Project Office Rent - 7.1	240,000.00
By Telephone & Postage-7.2	37,400.00
By Travel & Fuel Expenses-5.4	211,750.00
By Awareness&Demand Gen.Programme/WCP Trng-3.3	320,125.00
By Celebration of World Toilet Day-3.8	50,650.00
By Community Mobilisation for Water Quality Impr-3.4	166,875.00
By IEC Material Design,Layout,Printing-3.5	342,063.00
By School Awareness Activities - 3.11	57,705.00
By Thematic Cultural Progr/Street Play-3.2	110,000.00
By Wall Painting - 3.9	80,000.00
By Wash Magazine-3.6	70,250.00
By Internal & External Audit-6.1	10,000.00
By Monthly Review & Reporting - 6.2	38,400.00
By Programme Monitoring & Borrower Visits-6.4	180,000.00
By Quarterly Review& Reporting-6.3	21,000.00
By Staff Salary	1,706,250.00
By Attending Water.Org's Partner Meeting &Trng-2.2	58,584.00
By TOT for Circle Managers on Wash Pramotion-2.1	133,213.00
By Enterprenureship Develop Programe-4.2	196,640.00
By Training to Semi Skilled Mason-4.4	100,510.00
By Training Tto Semi Skilled Plumbers-4.5	45,935.00
By Bank Charges	15,055.00
FANI SHELTER PROJECT	
By Construction of 150 Transitional shelters	3,136,471.00
By Carpenter and mason training on DRR	20,643.00
By Cash for work for 150 families for 25 days	112,500.00
By Rehabilitation of 150 individual household toilets	266,955.00
By WASH training to project staff members (2 days)	10,040.00
By Conducting hygiene promotion sessions in communities	83,550.00
By Orientation on child rights	40,345.00
By Awareness raising sessions to children	21,150.00
By Training for project staff on risks related	31,758.00
By Materials for Psycho social care activities	201,580.00
By Project roll out workshop	52,927.00



By Monthly review meeting for project staff	6,000.00
By Visibility & Complaints and Feedback mechanism	36,004.00
By Staff Salary	1,044,349.00
By Shelter Technical Officer (engineer)	99,000.00
By Staff insurance	11,844.00
By Secretary (project visit)	16,578.00
By Project Officer(Travel)	8,597.00
By Logistics officer (Travel)	6,000.00
By Monitoring Officer(Travel)	6,358.00
By Shelter Technical Officer (engineer)Travel	8,840.00
By Technical Officer Shelter(Travel)	6,595.00
By Travel cost of Community Mobilizer	32,736.00
By Laptop for partner NGO	69,850.00
By GPS enabled camera	49,000.00
By Printer-GU	16,500.00
By Transporation cost (Motor cycle)	183,335.00
By Telephone and internet	447.00
By Stationery	8,724.00
By Xerox	4,045.00
By Postage and couriers	2,080.00
By Electricity and water charges	4,000.00
By Office rent for field office	40,000.00
By Office assitant	20,000.00
By Stationary and furniture	19,600.00

TDH-FANI RECOVERY PROJECT

By Cash for Work and Cash Transfer	291,000.00
By Keyhole Gardening Training	16,650.00
By Keyhole Gardening Support	17,920.00
By Fruit Sapling Support	76,850.00
By Seeds Support	101,000.00
By Rehabilitation of Individual House Toil	357,118.00
By Rehabilitation of Hand Washing Facilities	418,885.00
By Water Filter(Lifestraw)	54,870.00
By TOT on WASH and DRM to Project Staff	4,920.00
By Orien. Sessions on HW Practice in Sch.	9,695.00
By MHM Sessions for Adolescence Girls	6,160.00
By Orien. Sess. on HW Practice in Com	4,930.00
By Skill Development Training(Mechanics)	8,850.00
By IEC-Adapted Materials on Hygiene Practice	19,600.00
By Study Kit	73,468.00
By Play Kit	24,828.00
By Materials for Child Friendly Spaces	52,848.00
By PSS Training to Project Staff	57,687.00
By PSS Training of Travel & Accomodation	60,978.00



By Materials for PSS Activites in School/Ang	4,785.00
By Recreation Visit for School Child.	60,090.00
By CP IEC Materials Adaptation	15,400.00
By Project Roll Out Workshop in NGO Office	9,379.00
By End of Project Lessons Learnt Workshop	91,487.00
By Visibility	20,179.00
By Monthly Review Meeting for Project	10,000.00
By Travel Cost to Project Staffs	80,625.00
By Telephone & Internet	1,873.00
By Stationary	15,003.00
By Postage & Courier	1,800.00
By Electricity & Water Charges	3,133.00
By Office Rent	30,000.00
By Stationary and Furniture	17,430.00
By Project Staff Salary	625,966.00
By Communication	12,000.00
By Staff Insurance	7,080.00
By Protection of Community Hand Pumps	59,916.00
By Bank Charges	33,838.34
Fani Project(Milaap)	
By Mosquito Net	147,200.00
Fani Relief Project(World Vision)	
By Travel and Admin Expenses for FANI relief operation	112,700.00
By Closing Balance	
Cash in Hand	179,779.00
Cash at Bank	3,288,017.12

31,751,142.62

31,751,142.62




GRAM-UTTHAN
AT/PO-PIMPUDI, VIA- RAJKANIK
DIST- KENDRAPADA, ODISHA

INCOME & EXPENDITURE ACCOUNT OF FCR PROJECT FOR THE YEAR ENDED 31ST MARCH-2020

Expenditure	Amount	Income	Amount
To Bank Commission & Charges	51,983.80	By Bank Interest	272,135.00
To Depreciation	177,544.53		
To Excess of Income over expenditure	42,606.67		
	<u><u>272,135.00</u></u>		<u><u>272,135.00</u></u>

As per our audit report of even date

FOR ROMESH KUMAR & CO.
CHARTERED ACCOUNTANTS



BHARATENDRA TRIPATHY
(PARTNER)

MRN: 057213

Bhubaneswar, June 23rd 2021



FOR GRAM UTTHAN



GOVIND CHANDRA DASH
(SECRETARY)

Secretary
GRAM-UTTHAN
Rajkanika, Kendrapada

**GRAM-UTTHAN
AT/PO-PIMPUDI, VIA- RAJKANIKHA
DIST- KENDRAPADA, ODISHA**

UNUTILIZED GRANT FOR THE YEAR ENDED 31ST MARCH-2020

Expenditure	Amount	Income	Amount
NOMI SKILL TRAINING		By Grant-In-Aid	
To Adolescent Girls Training	741,613.00	NOMI NETWORK	5,223,998.00
To Communication	27,550.00	SWADES FOUNDATION	493,114.00
To Field Staff-Trainer	483,500.00	WETLANDS INTERNATIONAL	935,554.00
To Health Check Up/Counselling	299,730.00	HFH	232,500.00
To Institutional Overheads	326,000.00	WATER.ORG	4,176,300.00
To Meal & Refreshment	268,300.00	Terre Des Hommes (TDH)	9,618,370.78
To Misc, Training & Exposure Visit	367,392.00	MILAAP	159,500.67
To Office Maintenance	43,780.00	WORLD VISION	112,700.00
To Office Rent	240,000.00		
To Program Support Expenses	1,850,188.00	By Unutilized Grant(FY 2018-19)	9,937,222.75
To Project Manager Cum Accountant	255,000.00		
To Stationery & Printing	65,917.00		
To Stipend to Trainees	450,000.00		
To Trainers Travel	47,000.00		
To Training Materials	324,193.00		
To Travel (Local & Outstation)	96,967.00		
To Utilities	32,005.00		
To Camera	15,750.00		
To Furniture	16,450.00		
To Fan	10,500.00		
HSBC SKILL FOR LIFE PROGRAMME			
To HSBC Programme Exp (Cycle-2016)	478,734.00		
To Office Management	91,788.80		
To Travelling Allowances	73,650.00		
To Center Rent	288,000.00		
To Project Director	100,000.00		
To Accountant	65,000.00		
To Assessment & Certification	251,832.00		
To Centre Coordinators	240,000.00		
To Community Mobilization	14,975.00		
To Computer & Softskill Training	757,779.00		
To Follow Up Meeting	20,110.00		
To Home Appliance Training	503,042.00		
To Motor Winding Training	506,708.00		
To Project Manager	100,000.00		
To Quarterly Review Meeting	20,100.00		
To Visit & Contact With Placement Agencies	34,996.00		
To Training Equipment	154,050.00		
To Camera	15,000.00		
IFF / FPO PROGRAMME			
To Project Director	78,500.00		
To Chief Executive Officer	245,000.00		
To Climate Proofing Model for Fishery Unit	334,000.00		
To Nursery Pond Promotion	476,076.00		
To FPO Establishment	230,340.00		
To Fish Hatchery Unit	527,333.00		
To Solar Power Aerator	192,500.00		
To Setup Farmers Resource Centre	713,533.00		
To Training of CEOs	21,245.00		
To Training of Directors	96,235.00		
To Exposure of FPO & GU Officials	530,330.00		



To Exposure Cum Trng to CIFA/Similar Org	37,000.00
To Training on Fish Farming	149,750.00
To Training on Duck Rearing	20,250.00
To Training on Dairy	83,830.00
To Experiance Sharing Workshop	64,400.00
To Horti.Veg, Vermicompost Preparation	64,375.00
To Statelevel Bankers, MFI & Stakeholders Meet	321,267.00
To Administrative Cost	306,773.90

WATERSHED PROJECT

To District Level Workshop on Budget Tracking	15,870.00
To Establish Agreement with Local Govt.	7,500.00
To Develop A Structure for Capacity Self Assessment	8,400.00
To Panchayat Level Meetings with Local Govt.	49,700.00
To Select PRI & VWSC Mem.Attend State District	2,080.00
To Workshop on Post Construction Support in GPDPs	40,050.00
To Workshop to Identify Capacity Gaps of 4 GPs	86,250.00
To Dissemination Meeting at District Level on WSP	22,150.00
To GU Develop Capacity Action Plan for Capacity	9,120.00
To Continue Process of Work Towards WSP	53,650.00
To Follow Up Meetings with GPs on WASH Plan	21,050.00
To CSO Training on Assessment of Life Cycle	74,600.00
To Dissemination Workshop of District Govt.Offici.	29,000.00
To Meeting with Relevent Line Dept. to Explore	20,600.00
To Newspaper Article Highlighting WS Concern	19,430.00
To Documentation of Case Studies	17,000.00
To Office Rent	61,118.00
To Salary	346,038.00
To Telephone Charges & Electricity	26,743.00
To Travel & Conveyance	52,490.00

HFH Programe

To Admin & Travel Cost	187,500.00
To BCC Activities	53,752.00

JALDEEP PROJECT

To Miscellaneous-7.3	16,880.00
To Project Office Rent - 7.1	240,000.00
To Telephone & Postage-7.2	37,400.00
To Travel & Fuel Expenses-5.4	211,750.00
To Awareness&Demand Gen.Programme/WCP Trng-3.3	320,125.00
To Celebration of World Toilet Day-3.8	50,650.00
To Community Mobilisation for Water Quality Impr-3.4	166,875.00
To IEC Material Design,Layout,Printing-3.5	342,063.00
To School Awareness Activities - 3.11	57,705.00
To Thematic Cultural Progr/Street Play-3.2	110,000.00
To Wall Painting - 3.9	80,000.00
To Wash Magazine-3.6	70,250.00
To Internal & External Audit-6.1	10,000.00
To Monthly Review & Reporting - 6.2	38,400.00
To Programme Monitoring & Borrower Visits-6.4	180,000.00
To Quarterly Review& Reporting-6.3	21,000.00
To Staff Salary	1,706,250.00
To Attending Water.Org's Partner Meeting &Trng-2.2	58,584.00
To TOT for Circle Managers on Wash Pramotion-2.1	133,213.00
To Enterprenureship Develop Programe-4.2	196,640.00
Training to Semi Skilled Mason-4.4	100,510.00
To Training Tto Semi Skilled Plumbers-4.5	45,935.00

FANI SHELTER PROJECT

To Construction of 150 Transitional shelters	3,136,471.00
To Carpenter and mason trainining on DRR	20,643.00
To Cash for work for 150 families for 25 days	112,500.00
To Rehabilitation of 150 individual household toilets	266,955.00
To WASH training to project staff members (2 days)	10,040.00



To Conducting hygiene promotion sessions in communities	83,550.00
To Orientation on child rights	40,345.00
To Awareness raising sessions to children	21,150.00
To Training for project staff on risks related	31,758.00
To Materials for Psycho social care activities	201,580.00
To Project roll out workshop	52,927.00
To Monthly review meeting for project staff	6,000.00
To Visibility & Complaints and Feedback mechanism	36,004.00
To Staff Salary	1,044,349.00
To Shelter Technical Officer (engineer)	99,000.00
To Staff insurance	11,844.00
To Secretary (project visit)	16,578.00
To Project Officer(Travel)	8,597.00
To Logistics officer (Travel)	6,000.00
To Monitoring Officer(Travel)	6,358.00
To Shelter Technical Officer (engineer)Travel	8,840.00
To Technical Officer Shelter(Travel)	6,595.00
To Travel cost of Community Mobilizer	32,736.00
To Laptop for partner NGO	69,850.00
To GPS enabled camera	49,000.00
To Printer-GU	16,500.00
To Transporation cost (Motor cycle)	183,335.00
To Telephone and internet	447.00
To Stationery	8,724.00
To Xerox	4,045.00
To Postage and couriers	2,080.00
To Electricity and water charges	4,000.00
To Office rent for field office	40,000.00
To Office assitant	20,000.00
To Stationary and furniture	19,600.00

TDH-FANI RECOVERY PROJECT

To Cash for Work and Cash Transfer	291,000.00
To Keyhole Gardening Training	16,650.00
To Keyhole Gardening Support	17,920.00
To Fruit Sapling Support	76,850.00
To Seeds Support	101,000.00
To Rehabilitation of Individual House Toil	357,118.00
To Rehabilitation of Hand Washing Facilities	418,885.00
To Water Filter(Lifestraw)	54,870.00
To TOT on WASH and DRM to Project Staff	4,920.00
To Orien. Sessions on HW Practice in Sch.	9,695.00
To MHM Sessions for Adolescence Girls	6,160.00
To Orien. Sess. on HW Practice in Com	4,930.00
To Skill Development Training(Mechanics)	8,850.00
To IEC-Adapted Materials on Hygiene Practice	19,600.00
To Study Kit	73,468.00
To Play Kit	24,828.00
To Materials for Child Friendly Spaces	52,848.00
To PSS Training to Project Staff	57,687.00
To PSS Training of Travel & Accomodation	60,978.00
To Materials for PSS Activites in School/Ang	4,785.00
To Recreation Visit for School Child.	60,090.00
To CP IEC Materials Adaptation	15,400.00
To Project Roll Out Workshop in NGO Office	9,379.00
To End of Project Lessons Learnt Workshop	91,487.00
To Visibility	20,179.00
To Monthly Review Meeting for Project	10,000.00
To Travel Cost to Project Staffs	80,625.00
To Telephone & Internet	1,873.00
To Stationary	15,003.00
To Postage & Courier	1,800.00



To Electricity & Water Charges	
To Office Rent	3,133.00
To Stationary and Furniture	30,000.00
To Project Staff Salary	17,430.00
To Communication	625,966.00
To Staff Insurance	12,000.00
To Protection of Community Hand Pumps	7,080.00
Fani Project(Milaap)	59,916.00
To Mosquito Net	
Fani Relief Project(World Vision)	147,200.00
To Travel and Admin Expenses for FANI relief operation	
	112,700.00
To Unutilized Grant	
	2,657,897.50

30,889,260.20

30,889,260.20

As per our audit report of even date

FOR ROMESH KUMAR & CO.

CHARTERED ACCOUNTANTS

BHARATENDRA TRIPATHY

(PARTNER)

MRN: 057213

Bhubaneswar, June 23rd 2021



FOR GRAM UTTHAN

GOVIND CHANDRA DASH

(SECRETARY)

Secretary
GRAM-UTTHAN
Rajkanika, Kendrapada


GRAM-UTTHAN
AT/PO-PIMPUDI, VIA- RAJKANIK
DIST- KENDRAPADA, ODISHA

BALANCE SHEET OF FCRA ACCOUNT FOR THE YEAR ENDED 31ST MARCH-2020

LIABILITIES		AMOUNT	ASSETS		AMOUNT
A	CAPITAL FUND		A	Fixed Assets	
	Opening Balance	(12,903.70)		(As Per Schedule)	1,381,897.90
	Add: Surplus	42,606.67		Less : Depreciation	177,544.53
		29,702.97			1,204,353.37
B	Unutilised Grant	2,657,897.50	B	Current Assets	
C	Capital Reserve	1,475,695.00		Cash-in-hand	179,779.00
				Cash at Bank	3,288,017.12
D	CURRENT LIABILITIES				3,467,796.12
	Loan from Mf Project	215,298.00			
	Loan from GU Gen. Fund	293,556.00			
		508,854.00			
		<u>4,672,149.49</u>			<u>4,672,149.49</u>

As per our audit report of even date

FOR ROMESH KUMAR & CO.
CHARTERED ACCOUNTANTS



BHARATENDRA TRIPATHY
(PARTNER)

MRN: 057213

Bhubaneswar, June 23rd 2021



FOR GRAM UTTHAN


GOVIND CHANDRA DASH
(SECRETARY)

Secretary
GRAM-UTTHAN
Rajkanika, Kendrapada

GRAM-UTTHAN
AT/PO-PIMPUDI,VIA:RAJKANIKA
DIST:KENDRAPARA, ORISSA

FCRA FIXED ASSETS SCHEDULED AS ON 31ST MARCH-2020

SL NO	NAME OF THE ASSET	WDV as on 01.04.19	Addition during the Year	Total	Rate	Depreciation Amount	WDV. As on 31.03.2020
1	Furniture & Fixture	238,682.66	16,450.00	255,132.66	10	25,513.27	229,619.39
2	Vehicle	19,225.38	-	19,225.38	15	2,883.81	16,341.57
3	Bicycle	2,970.95	-	2,970.95	15	445.64	2,525.31
4	Sound System	1,797.68	-	1,797.68	15	269.65	1,528.03
5	Computer	257,392.87	69,850.00	327,242.87	40	65,448.57	261,794.30
6	Generator	23,824.95	-	23,824.95	15	3,573.74	20,251.21
7	Weight Mechine	15,605.35	-	15,605.35	15	2,340.80	13,264.55
8	Sealling Mechine	7,594.41	-	7,594.41	15	1,139.16	6,455.25
9	Carrets	10,665.15	-	10,665.15	15	1,599.77	9,065.38
10	Fans	1,507.85	10,500.00	12,007.85	15	1,801.18	10,206.67
11	Lights	1,074.80	-	1,074.80	15	161.22	913.58
12	Accessories	2,862.39	-	2,862.39	15	429.36	2,433.03
13	Pick-Up Van	129,071.00	-	129,071.00	15	19,360.65	109,710.35
14	Stabiliser	1,595.95	-	1,595.95	15	239.39	1,356.56
15	Camera	80,395.11	79,750.00	160,145.11	20	16,014.51	144,130.60
16	GPS	39,796.43	-	39,796.43	10	3,979.64	35,816.79
17	Water Testing Kit	60,438.97	-	60,438.97	10	6,043.90	54,395.07
18	Stiching Mechine	5,330.14	-	5,330.14	15	799.52	4,530.62
19	Trolley	1,753.76	-	1,753.76	15	263.06	1,490.70
20	Aquaguard	2,510.57	-	2,510.57	15	376.59	2,133.98
21	Cutter	2,729.62	-	2,729.62	15	409.44	2,320.18
22	Training Equipment	127,971.91	154,050.00	282,021.91	15	21,151.64	260,870.27
23	Printer	-	16,500.00	16,500.00	40	3,300.00	13,200.00
TOTAL		1,034,797.90	347,100.00	1,381,897.90		177,544.53	1,204,353.37



GRAM-UTTAN

AT/PO-PIMPURI,VIA-RAJKANIK

DIST-KENDRAPARA,ODISHA

BANK RECONCILIATION STATEMENT AS ON 31/03/2020

Balance as per Bank Statement as on 31st March-2020

Bank	Account Number	Project Name	Balance
Axis Bank	912010008668557	Jaljeevika,TDH,FHF,FFH	2,993,395.57
Axis Bank	916010054968137	HSBC Skill for Life	85,845.80
Axis Bank	918010085846613	NOMI Network	478,265.80
Axis Bank	918010101048432	IFF / FPO	24,634.95
			3,582,142.12

Balance as per Company Book

3,288,017.12

(A) Less: DEPOSITS / CREDITS NOT ENTERED IN BANK STATEMENT / PASS BOOK

Name of Project	Particular	Amount
SUB TOTAL		-

(B) Add: CHEQUES / DEBITS NOT ENTERED BANK STATEMENT / PASS BOOK

Name of Project	Cheque No	Particular	Amount
Jaldeep	751246	Issued infavour of Govind Chandra Dash but not debited by bank	13,500.00
Jaldeep	751247	Issued infavour of Basantilata Dash but not debited by bank	18,000.00
Jaldeep	751248	Issued infavour of Axis Bank Ltd.CBDT A/c but not debited by bank	1,500.00
Jaldeep	751249	Issued infavour of Axis Bank Ltd.CBDT A/c but not debited by bank	2,000.00
Jaldeep	751250	Issued infavour staff salary but not debited by bank	135,125.00
Nomi	009751	Issued infavour staff salary but not debited by bank	47,000.00
Nomi	009752	Issued infavour staff & trainer but not debited by bank	77,000.00
SUB TOTAL			294,125.00

3,582,142.12



SCHEDULE – 1 –NOTES ON ACCOUNTS

ACCOUNTING POLICIES AND NOTES ON ACCOUNTS

A. ACCOUNTING POLICIES:

- a) The accounts are maintained on mercantile basis.
- b) The Fixed Assets have been accounted for at historical cost i.e. cost of acquisition and direct expenses made for its creation and none of the fixed assets has been revalued during the year.
- c) Depreciation on Fixed Assets is provided for on WDV basis at the rates specified by the Income Tax Act, 1961. Cash proceeds/realization up to the end of the year against the sale of assets is credited to the respective block of assets and no profit/loss is worked out thereon Full year's depreciation is charged in case of assets purchased during the year.

B. NOTES ON ACCOUNTS

- a) Financial returns of FCR project undertaken by various Branch Offices are received and compiled at Head Office.
- b) The Cash in Hand of FCR Projects undertaken are as certified by the management.
- c) Previous year's figures have been rearranged and/or regrouped wherever necessary, so as to confirm to the current year figure.

For Romesh Kumar & Co.
Chartered Accountants


B. Tripathy
(Partner)



Place: Bhubaneswar
Date: June 23rd, 2021
UDIN-

For Gram Utthan


Govind Ch. Dash
(Secretary)

Secretary
GRAM-UTTHAN
Rajkanika, Kendrapada